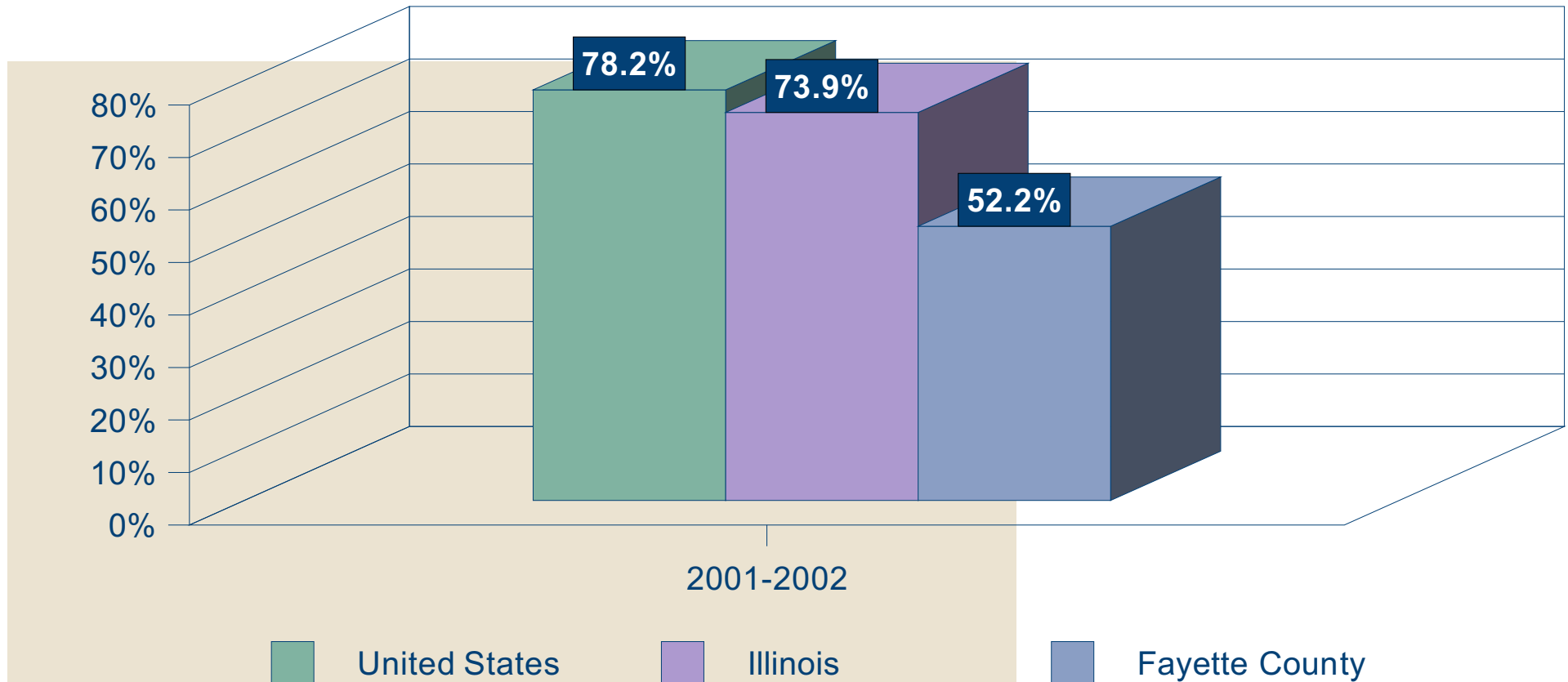


CDC Survey Comparisons

National, Illinois & Fayette County

Percentage of students who had at least one drink of alcohol on one or more days during their life

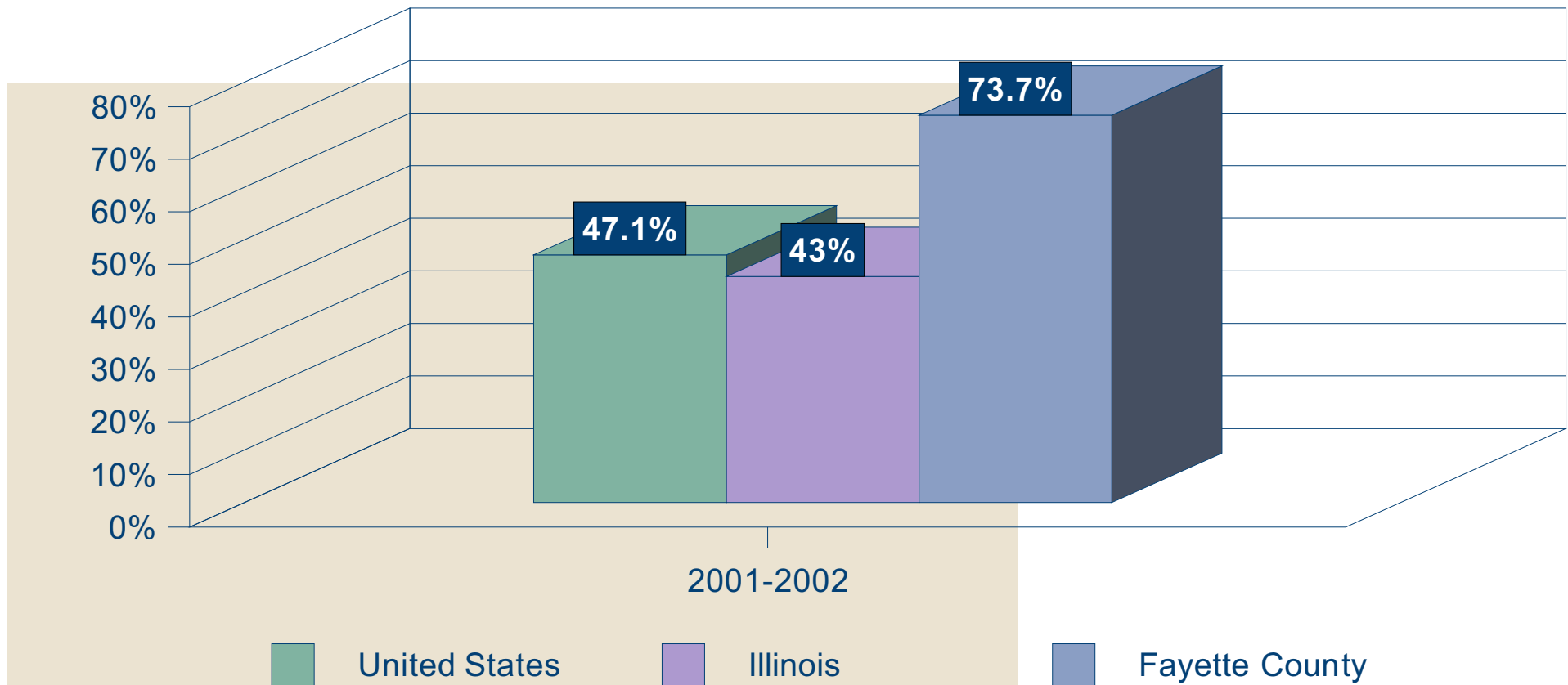
National, Illinois & Fayette County



Sources: National results are taken from the 2001 Youth Behavior Survey. [online]. <http://apps.nccd.cdc.gov/YRBSS/ListV.asp?site1=XX&Cat=4>
Illinois results are excluding Chicago and taken from the 2001 CDC Youth Behavior Survey. [Online]. <http://apps.nccd.cdc.gov/YRBSS/ListV.asp?site1=ILA>
Fayette County, Illinois results are taken from three high schools (Brownstown, Vandalia & St. Elmo) in the fall 2002. CDC Youth Behavior survey was used.

Percentage of students who had at least one drink of alcohol on one or more of the past 30 days

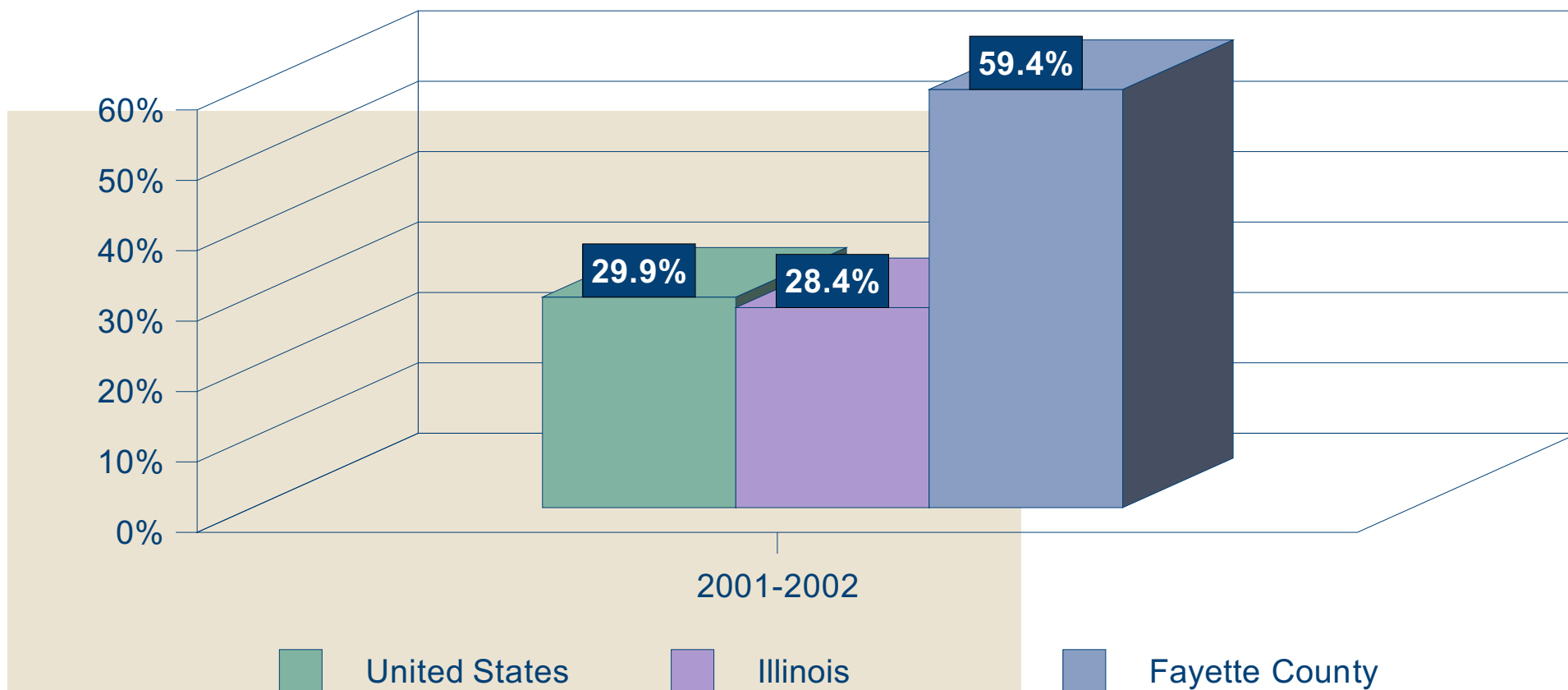
National, Illinois & Fayette County



Sources: National results are taken from the 2001 Youth Behavior Survey. [online]. <http://apps.nccd.cdc.gov/YRBSS/ListV.asp?site1=XX&Cat=4>
Illinois results are excluding Chicago and taken from the 2001 CDC Youth Behavior Survey. [Online]. <http://apps.nccd.cdc.gov/YRBSS/ListV.asp?site1=ILA>
Fayette County, Illinois results are taken from three high schools (Brownstown, Vandalia & St. Elmo) in the fall 2002. CDC Youth Behavior survey was used.

Percentage of students who had five or more drinks of alcohol in a row, that is, within a couple of hours, on one or more of the past 30 days

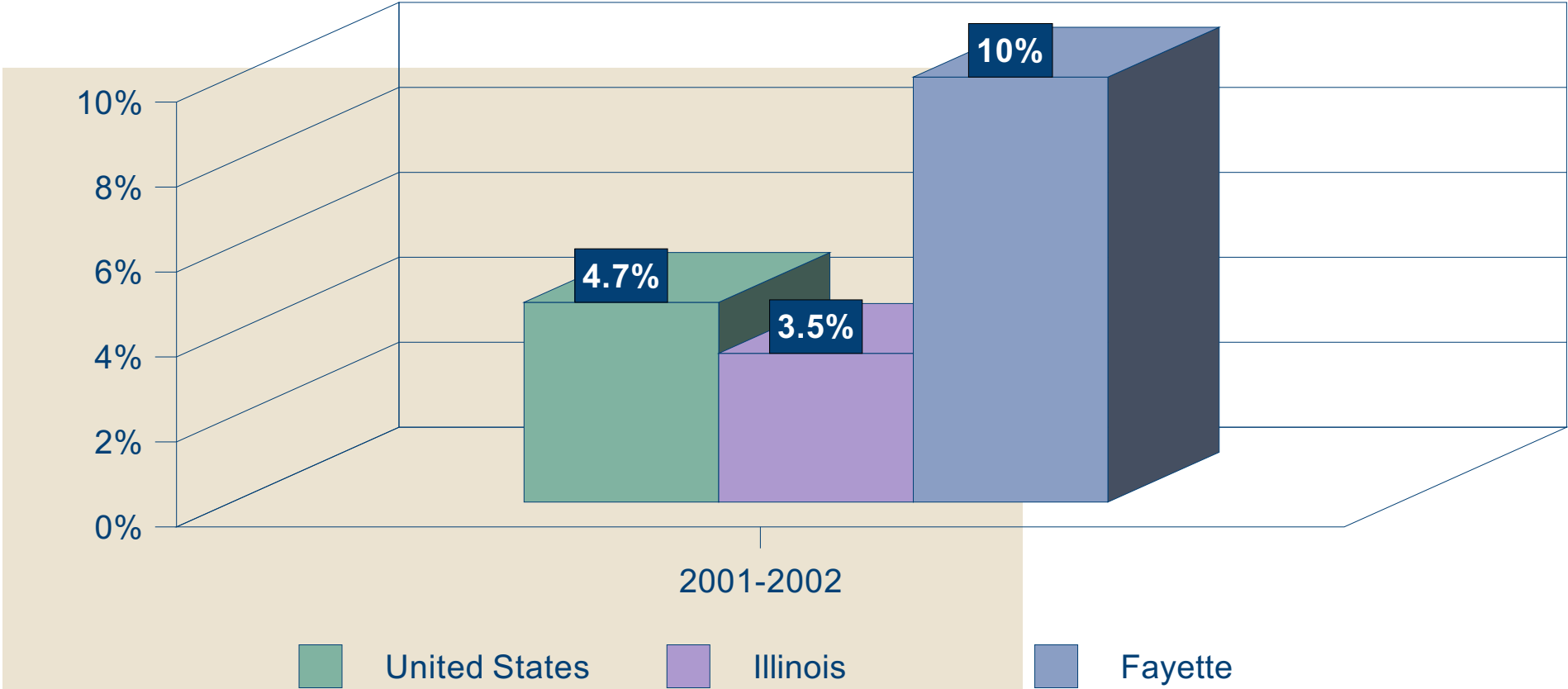
National, Illinois & Fayette County



Sources: National results are taken from the 2001 Youth Behavior Survey. [online]. <http://apps.nccd.cdc.gov/YRBSS/ListV.asp?site1=XX&Cat=4>
Illinois results are excluding Chicago and taken from the 2001 CDC Youth Behavior Survey. [Online]. <http://apps.nccd.cdc.gov/YRBSS/ListV.asp?site1=ILA>
Fayette County, Illinois results are taken from three high schools (Brownstown, Vandalia & St. Elmo) in the fall 2002. CDC Youth Behavior survey was used.

Percentage of students who sniffed glue, breathed the contents of aerosol spray cans, or inhaled any paints or sprays to get high one or more times during the past 30 days

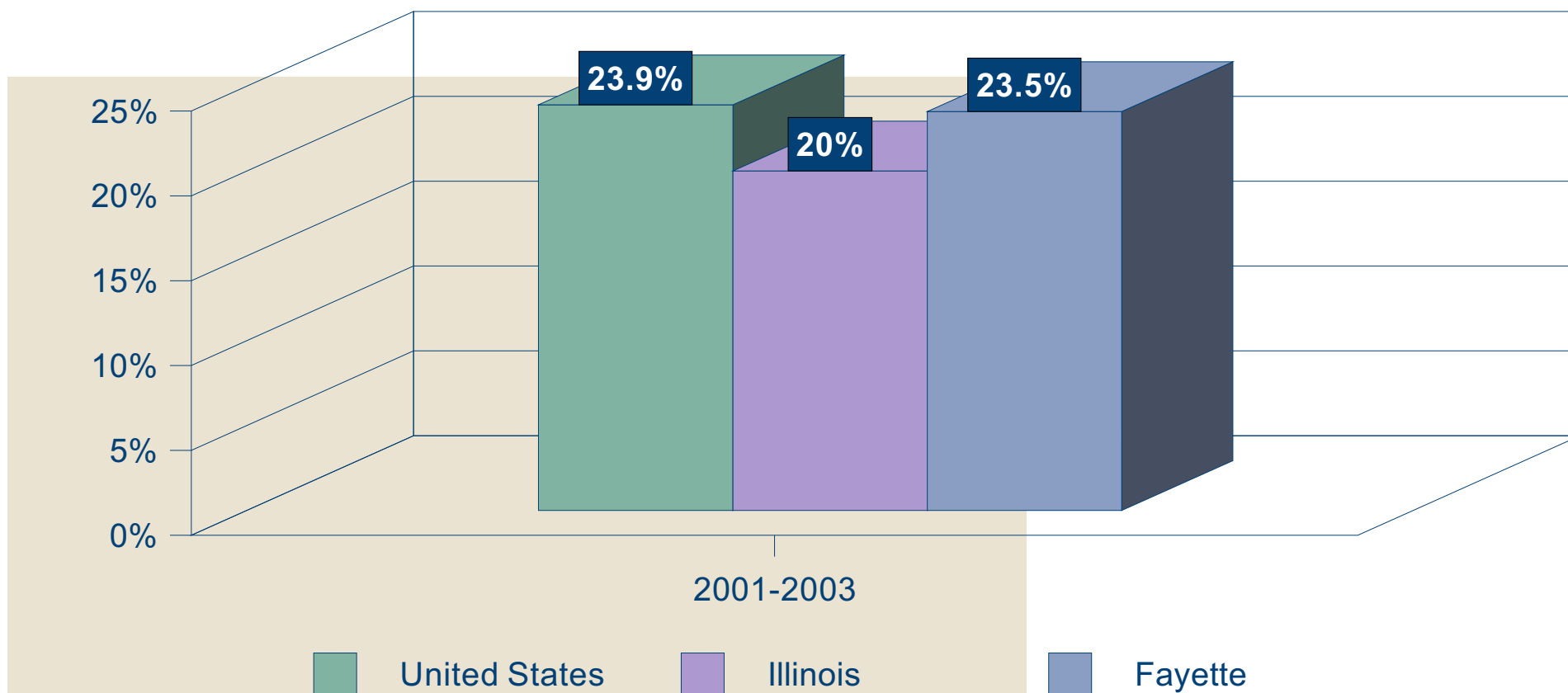
National, Illinois & Fayette County



Sources: National results are taken from the 2001 Youth Behavior Survey. [online]. <http://apps.nccd.cdc.gov/YRBSS/ListV.asp?site1=XX&Cat=4>
Illinois results are excluding Chicago and taken from the 2001 CDC Youth Behavior Survey. [Online]. <http://apps.nccd.cdc.gov/YRBSS/ListV.asp?site1=ILA>
Fayette County, Illinois results are taken from three high schools (Brownstown, Vandalia & St. Elmo) in the fall 2002. CDC Youth Behavior survey was used.

Percentage of students who used marijuana one or more times during the past 30 days

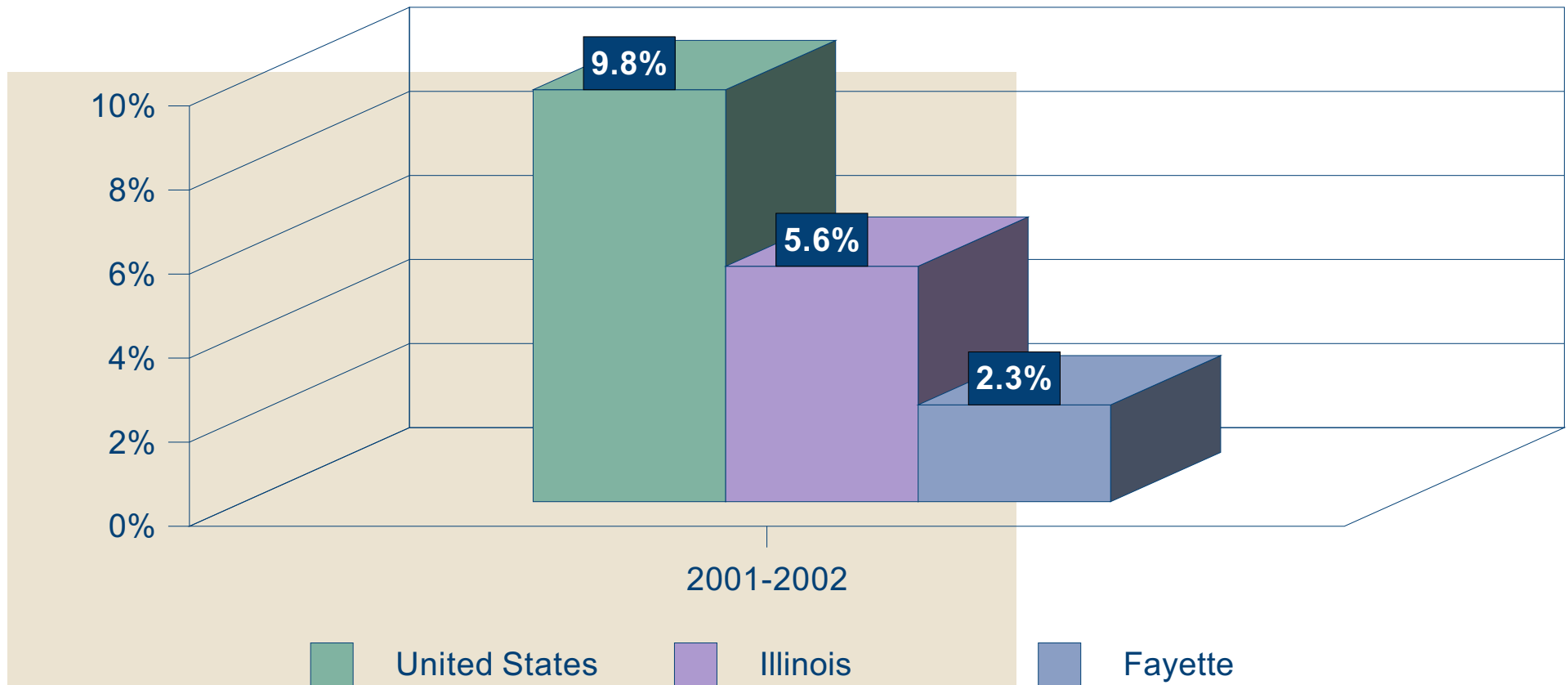
National, Illinois & Fayette County



Sources: National results are taken from the 2001 Youth Behavior Survey. [online]. <http://apps.nccd.cdc.gov/YRBSS/ListV.asp?site1=XX&Cat=4>
Illinois results are excluding Chicago and taken from the 2001 CDC Youth Behavior Survey. [Online]. <http://apps.nccd.cdc.gov/YRBSS/ListV.asp?site1=ILA>
Fayette County, Illinois results are taken from three high schools (Brownstown, Vandalia & St. Elmo) in the fall 2002. CDC Youth Behavior survey was used.

Percentage of students who used methamphetamines one or more times during their life

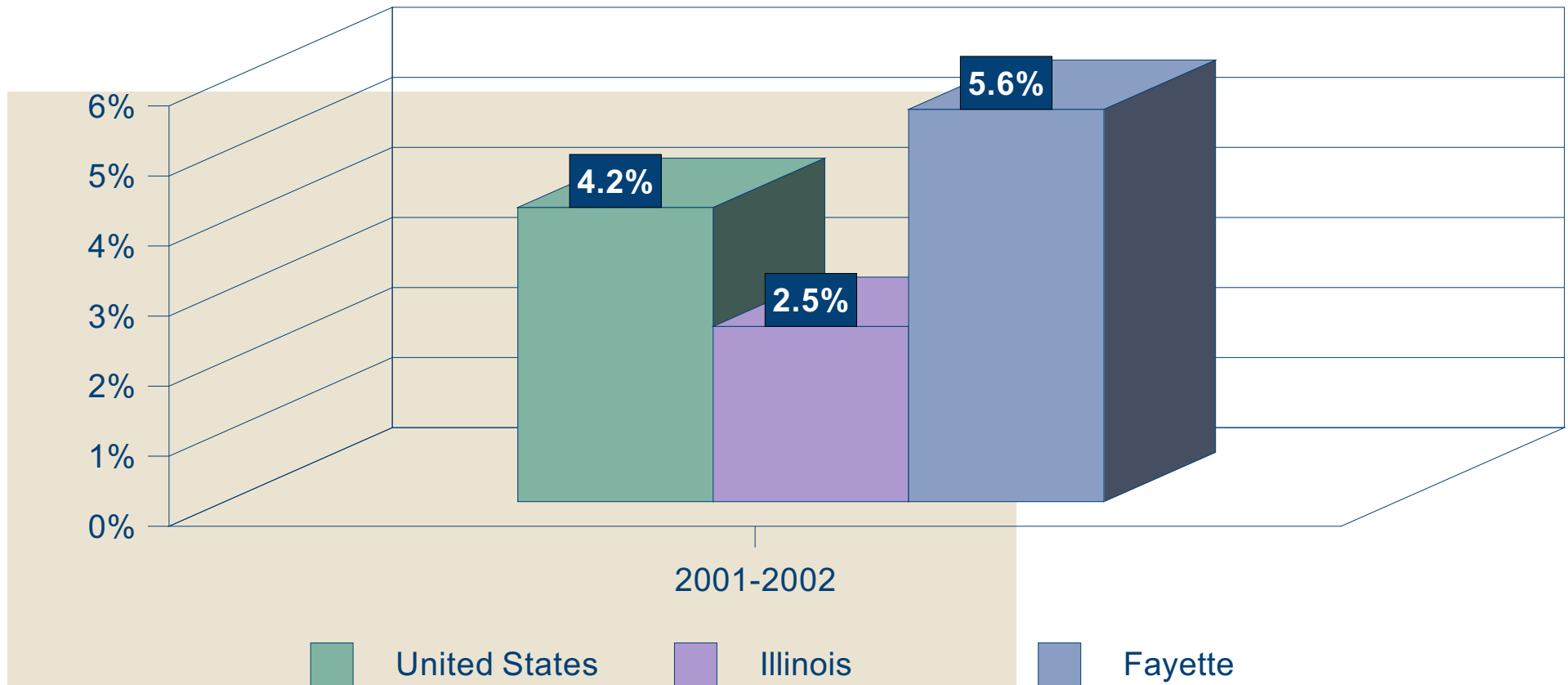
National, Illinois & Fayette County



Sources: National results are taken from the 2001 Youth Behavior Survey. [online]. <http://apps.nccd.cdc.gov/YRBSS/ListV.asp?site1=XX&Cat=4>
Illinois results are excluding Chicago and taken from the 2001 CDC Youth Behavior Survey. [Online]. <http://apps.nccd.cdc.gov/YRBSS/ListV.asp?site1=ILA>
Fayette County, Illinois results are taken from three high schools (Brownstown, Vandalia & St. Elmo) in the fall 2002. CDC Youth Behavior survey was used.

Percentage of students who used any form of cocaine, including powder, crack, or freebase one or more times during the past 30 days

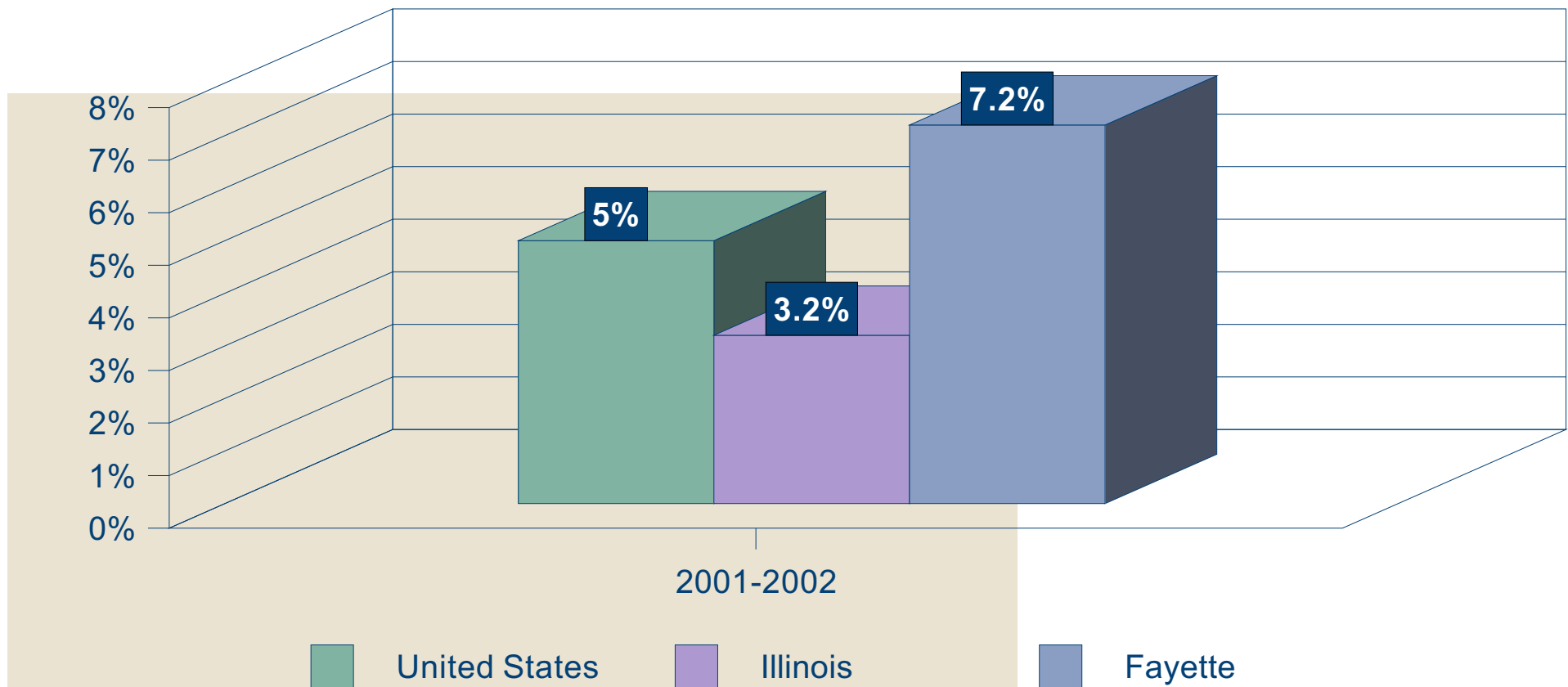
National, Illinois & Fayette County



Sources: National results are taken from the 2001 Youth Behavior Survey. [online]. <http://apps.nccd.cdc.gov/YRBSS/ListV.asp?site1=XX&Cat=4>
Illinois results are excluding Chicago and taken from the 2001 CDC Youth Behavior Survey. [Online]. <http://apps.nccd.cdc.gov/YRBSS/ListV.asp?site1=ILA>
Fayette County, Illinois results are taken from three high schools (Brownstown, Vandalia & St. Elmo) in the fall 2002. CDC Youth Behavior survey was used.

Percentage of students who took steroid pills or shots without a doctor's prescription one or more times during their life

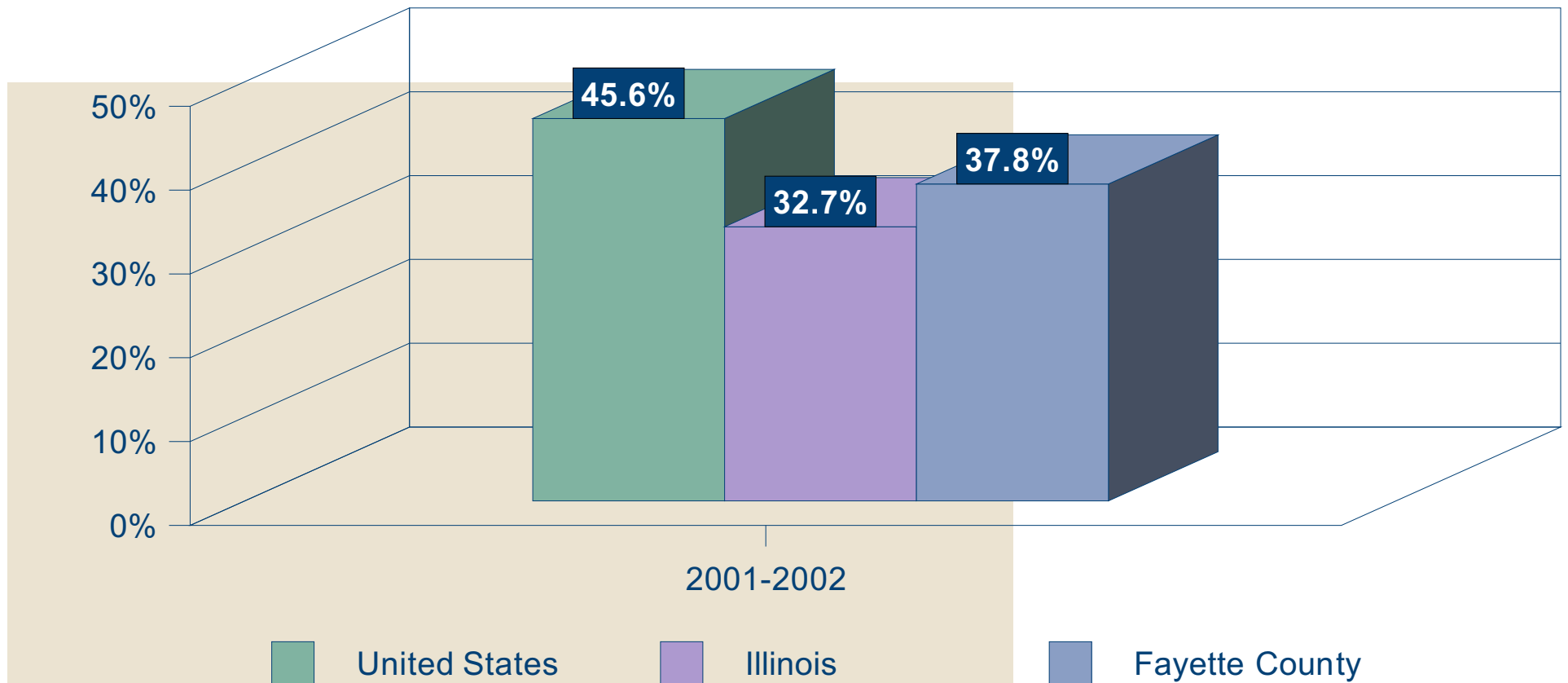
National, Illinois & Fayette County



Sources: National results are taken from the 2001 Youth Behavior Survey. [online]. <http://apps.nccd.cdc.gov/YRBSS/ListV.asp?site1=XX&Cat=4>
Illinois results are excluding Chicago and taken from the 2001 CDC Youth Behavior Survey. [Online]. <http://apps.nccd.cdc.gov/YRBSS/ListV.asp?site1=ILA>
Fayette County, Illinois results are taken from three high schools (Brownstown, Vandalia & St. Elmo) in the fall 2002. CDC Youth Behavior survey was used.

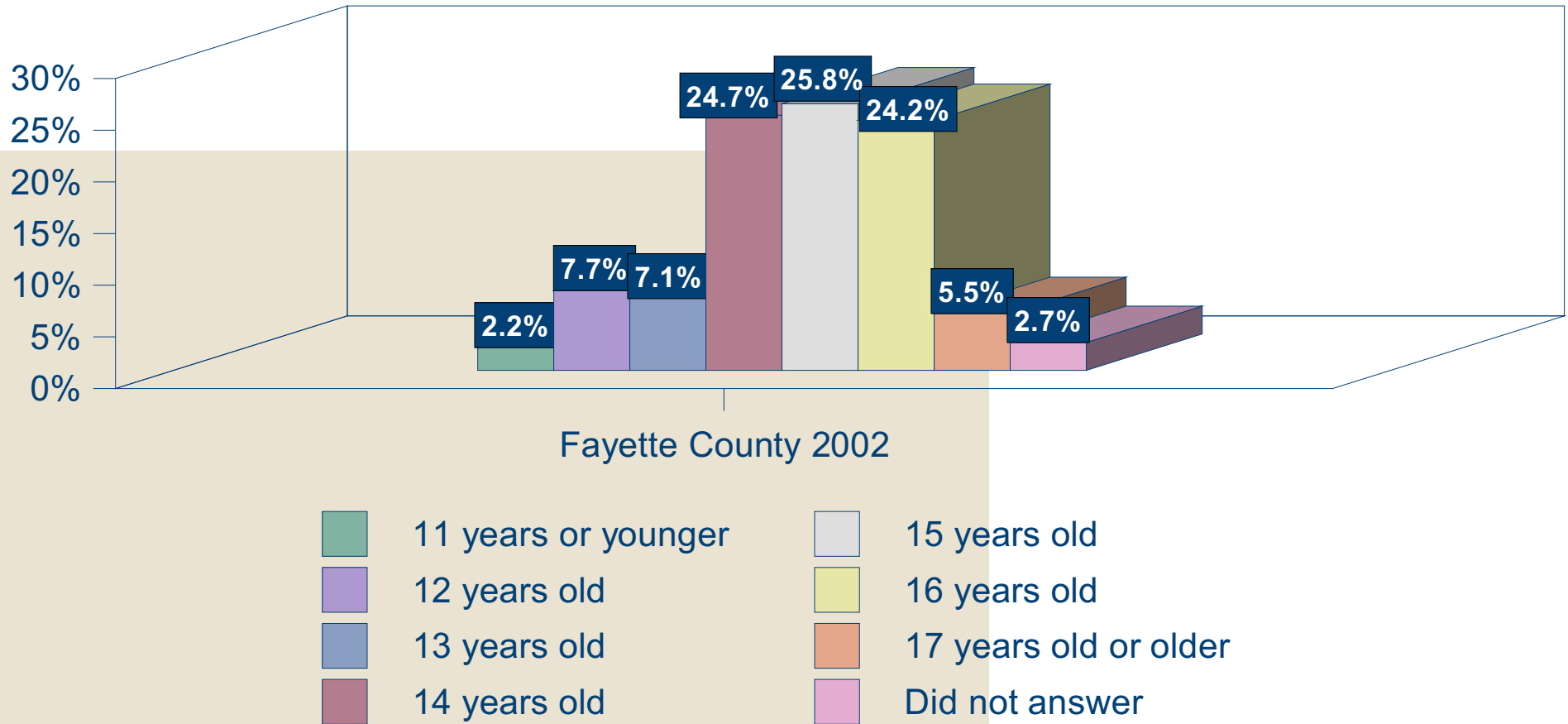
Percentage of students who had sexual intercourse

National, Illinois & Fayette County



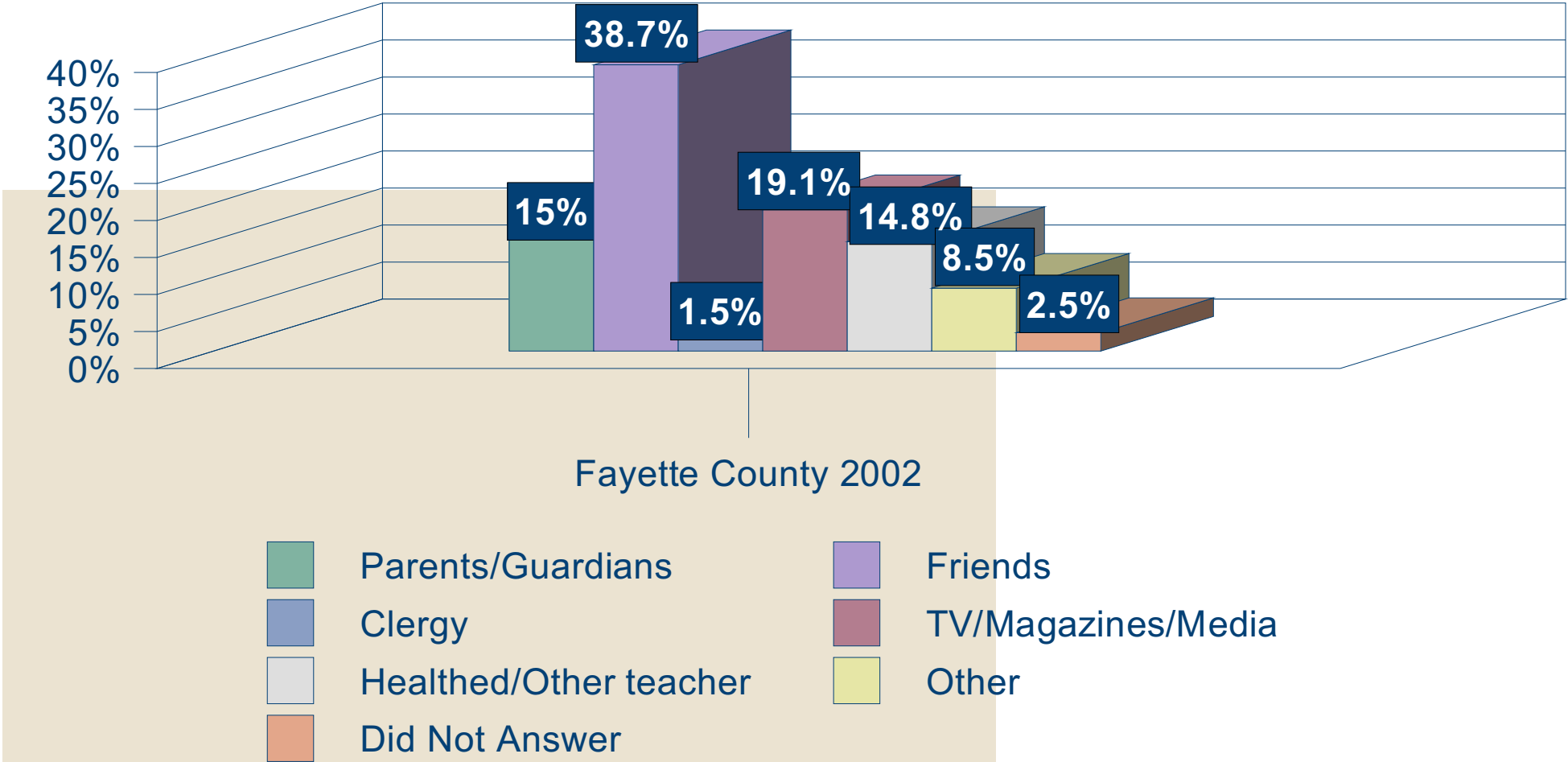
Sources: National results are taken from the 2001 Youth Behavior Survey. [online]. <http://apps.nccd.cdc.gov/YRBSS/ListV.asp?site1=XX&Cat=4>
Illinois results are excluding Chicago and taken from the 2001 CDC Youth Behavior Survey. [Online]. <http://apps.nccd.cdc.gov/YRBSS/ListV.asp?site1=ILA>
Fayette County, Illinois results are taken from three high schools (Brownstown, Vandalia & St. Elmo) in the fall 2002. CDC Youth Behavior survey was used.

Age of First Sexual Intercourse



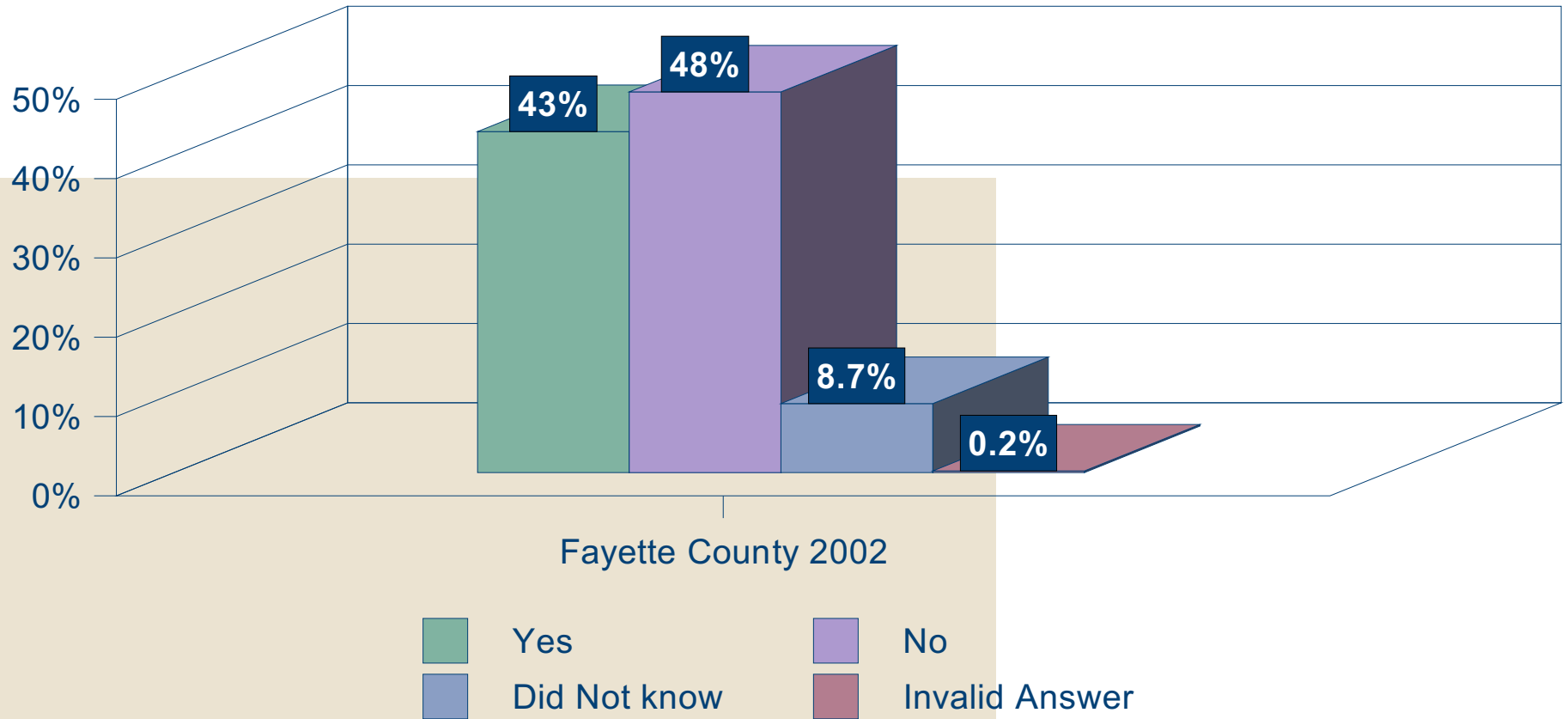
Fayette County, Illinois results are taken from three high schools (Brownstown, Vandalia & St. Elmo) in the fall 2002. Grades 9-12. CDC Youth Behavior survey was used.

Major Source of information about Sexuality



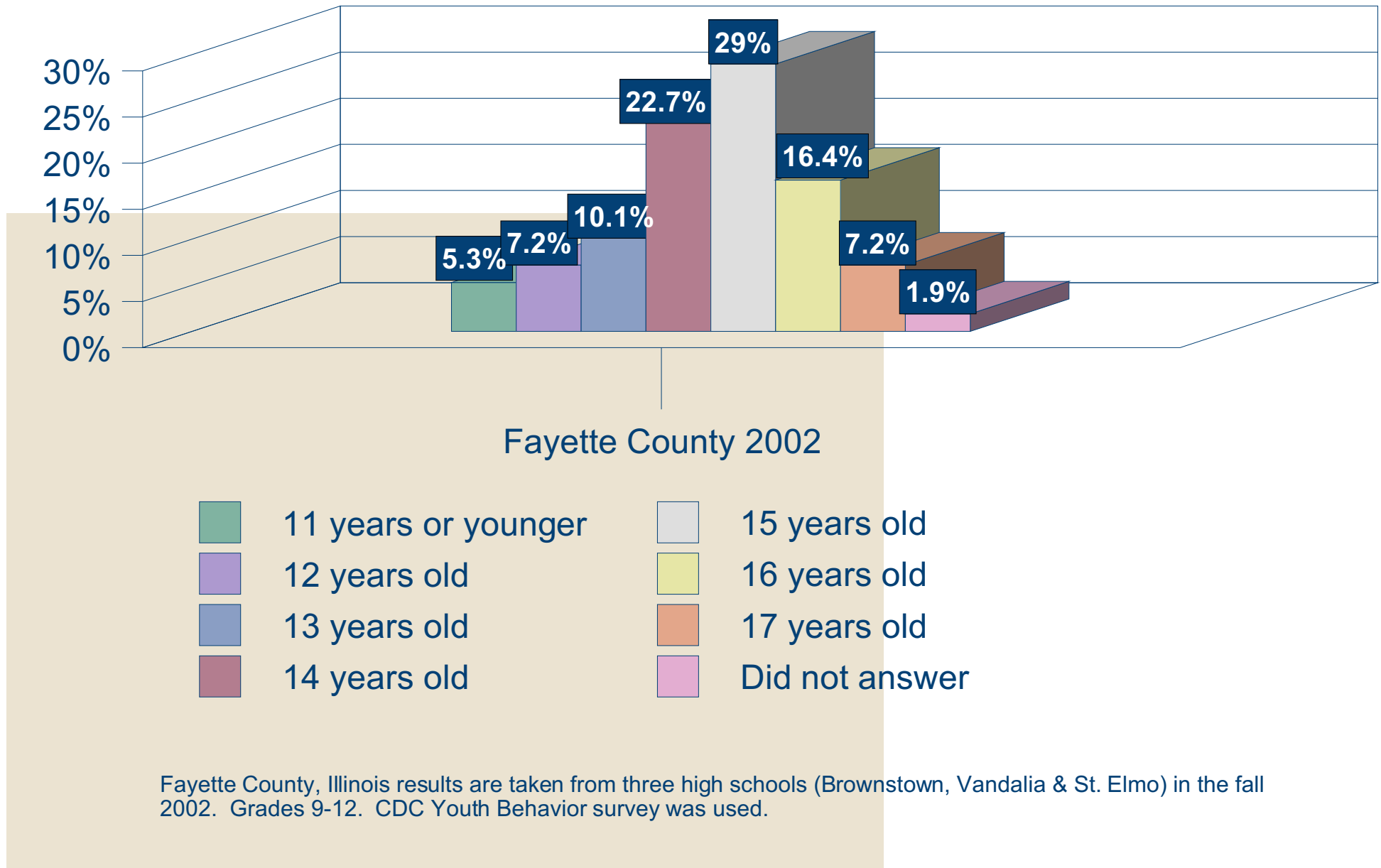
Fayette County, Illinois results are taken from three high schools (Brownstown, Vandalia & St. Elmo) in the fall 2002. Grades 9-12. CDC Youth Behavior survey was used.

Ever Engaged in Oral Sex



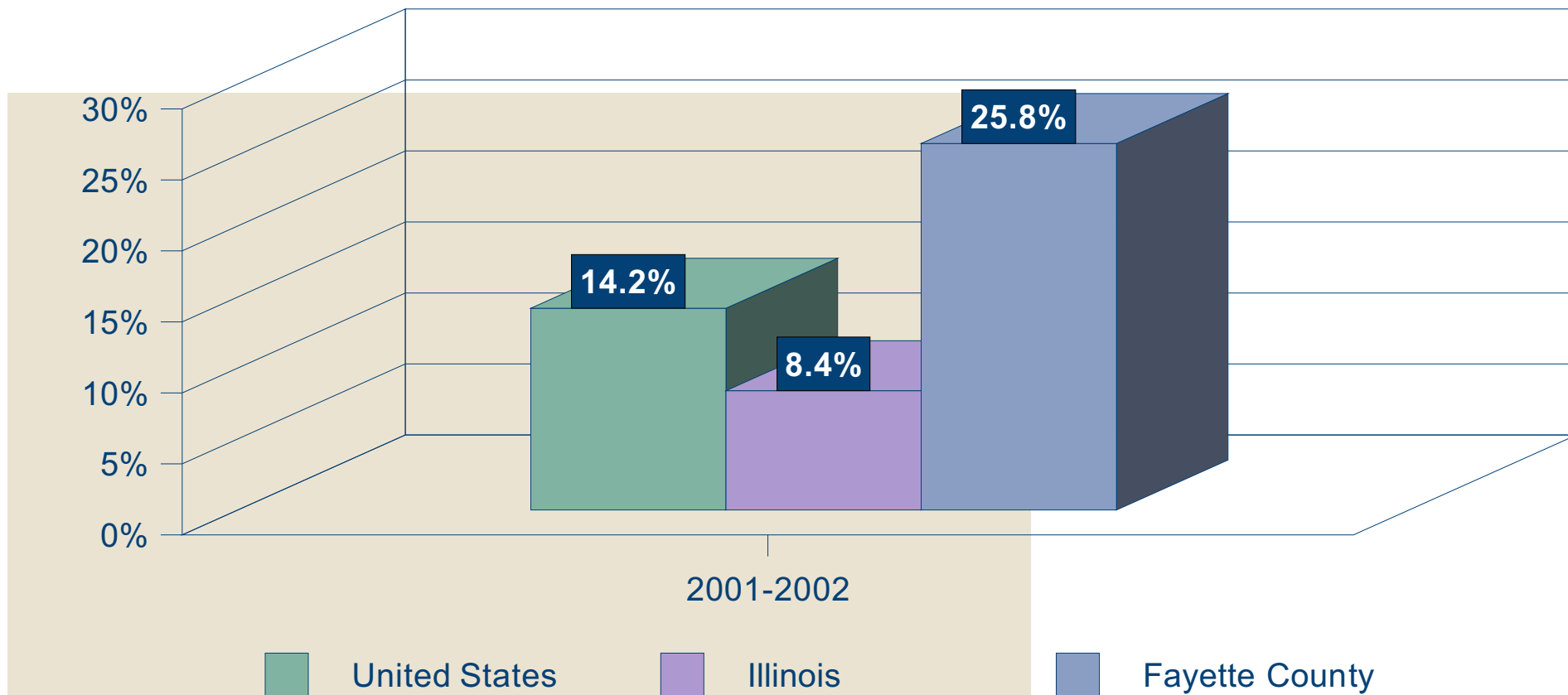
Fayette County, Illinois results are taken from three high schools (Brownstown, Vandalia & St. Elmo) in the fall 2002. Grades 9-12. CDC Youth Behavior survey was used.

Age of first incidence of Oral Sex



Percentage of students who had sexual intercourse with four or more people during their life

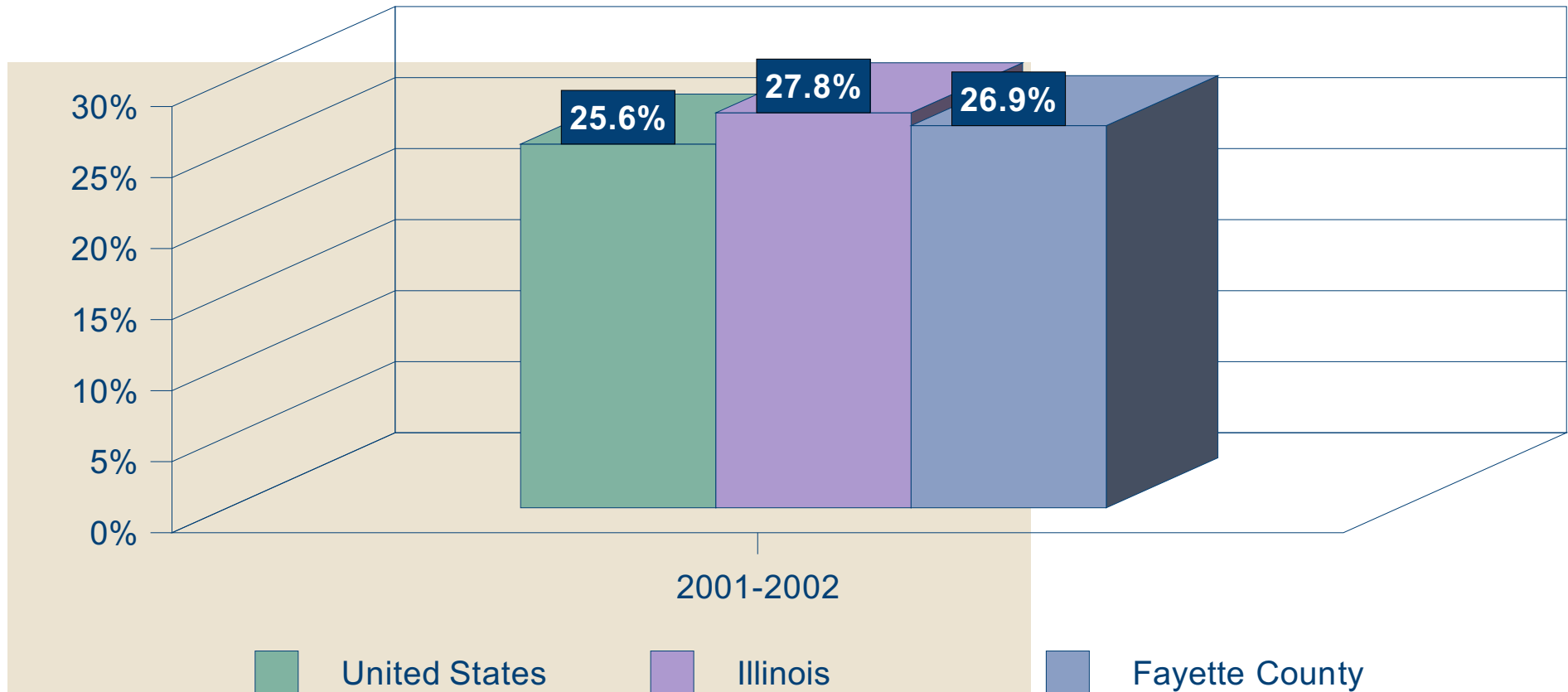
National, Illinois, & Fayette County



Sources: National results are taken from the 2001 Youth Behavior Survey. [online]. <http://apps.nccd.cdc.gov/YRBSS/ListV.asp?site1=XX&Cat=4>
Illinois results are excluding Chicago and taken from the 2001 CDC Youth Behavior Survey. [Online]. <http://apps.nccd.cdc.gov/YRBSS/ListV.asp?site1=ILA>
Fayette County, Illinois results are taken from three high schools (Brownstown, Vandalia & St. Elmo) in the fall 2002. CDC Youth Behavior survey was used.

Of students who had sexual intercourse during the past three months, the percentage who drank alcohol or used drugs before last sexual intercourse

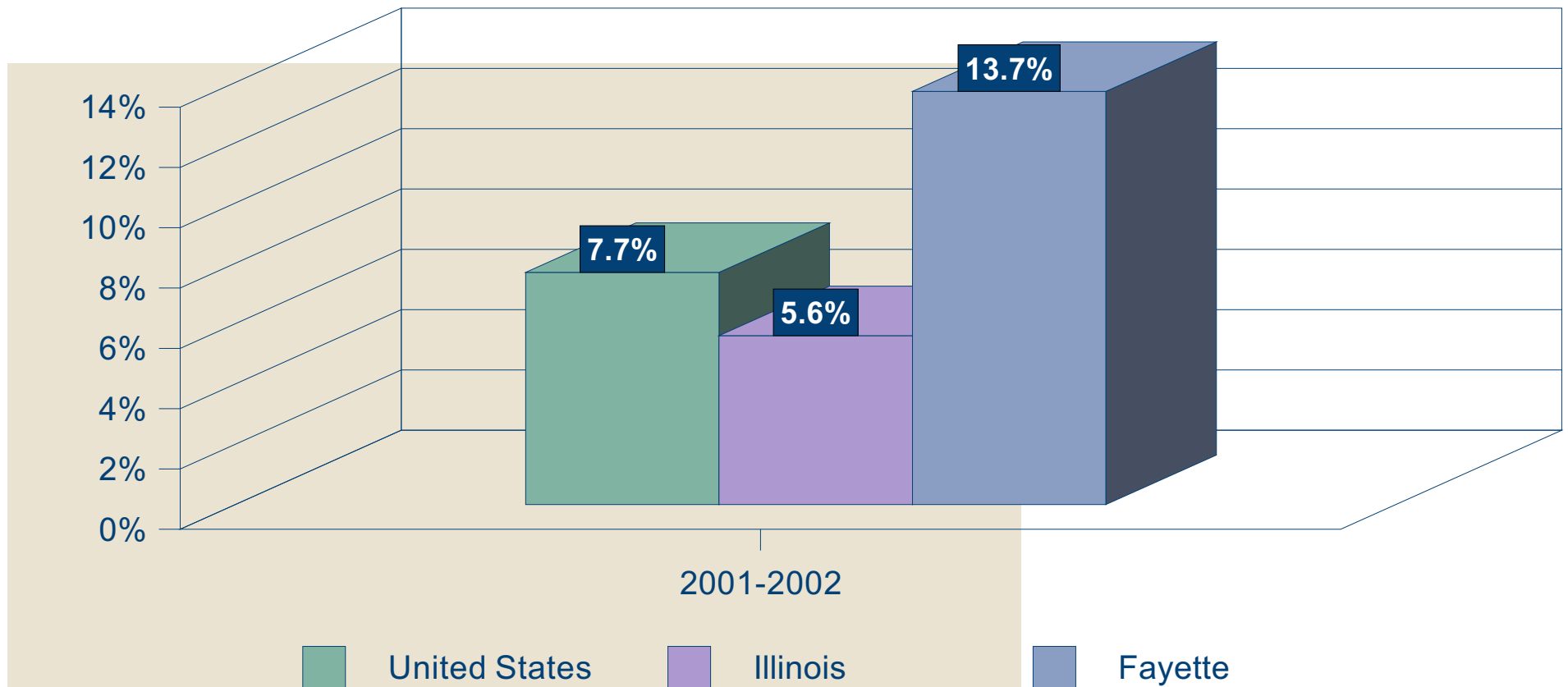
National, Illinois & Fayette County



Sources: National results are taken from the 2001 Youth Behavior Survey. [online]. <http://apps.nccd.cdc.gov/YRBSS/ListV.asp?site1=XX&Cat=4>
Illinois results are excluding Chicago and taken from the 2001 CDC Youth Behavior Survey. [Online]. <http://apps.nccd.cdc.gov/YRBSS/ListV.asp?site1=ILA>
Fayette County, Illinois results are taken from three high schools (Brownstown, Vandalia & St. Elmo) in the fall 2002. CDC Youth Behavior survey was used.

Percentage of students who have ever been physically forced to have sexual intercourse when they did not want to

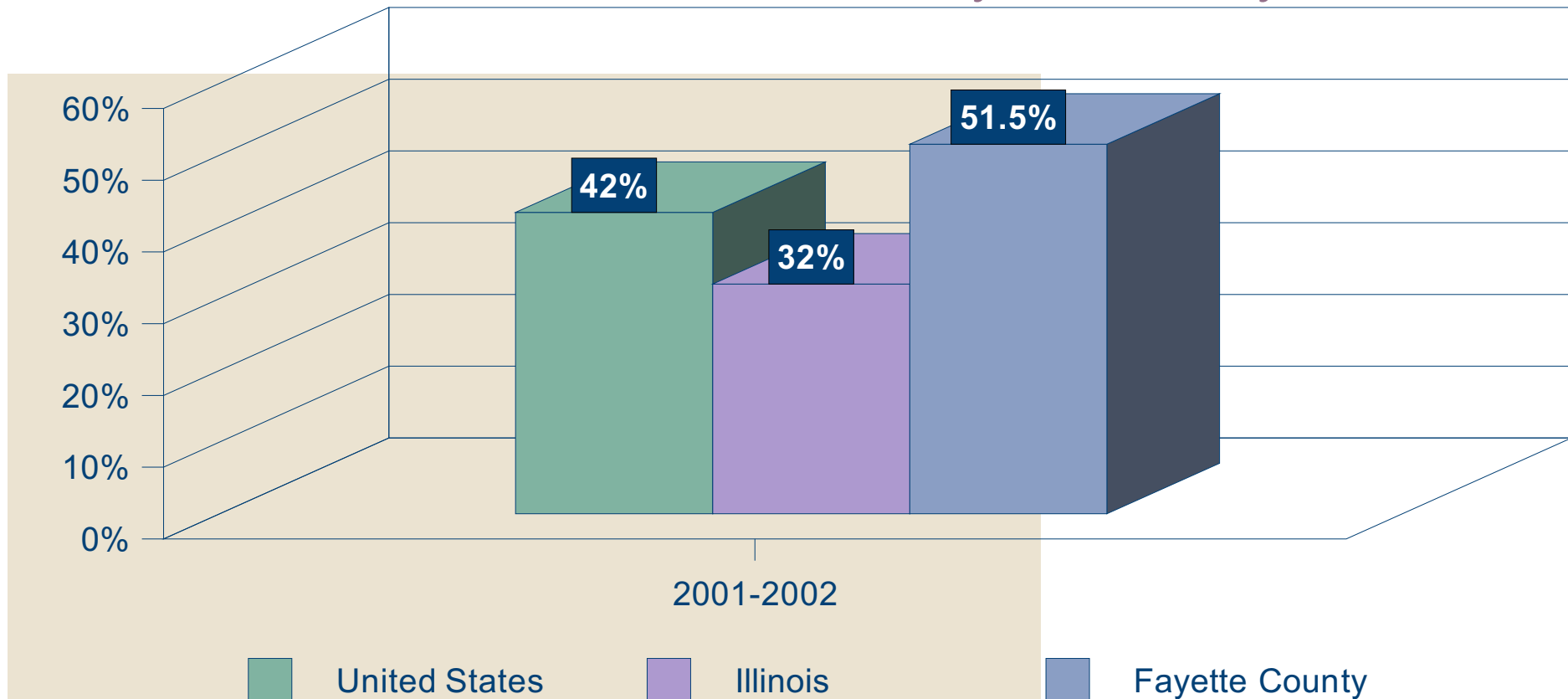
National, Illinois, Fayette County



Sources: National results are taken from the 2001 Youth Behavior Survey. [online]. <http://apps.nccd.cdc.gov/YRBSS/ListV.asp?site1=XX&Cat=4>
Illinois results are excluding Chicago and taken from the 2001 CDC Youth Behavior Survey. [Online]. <http://apps.nccd.cdc.gov/YRBSS/ListV.asp?site1=ILA>
Fayette County, Illinois results are taken from three high schools (Brownstown, Vandalia & St. Elmo) in the fall 2002. CDC Youth Behavior survey was used.

Percentage of Students who did not use a condom during last sexual intercourse

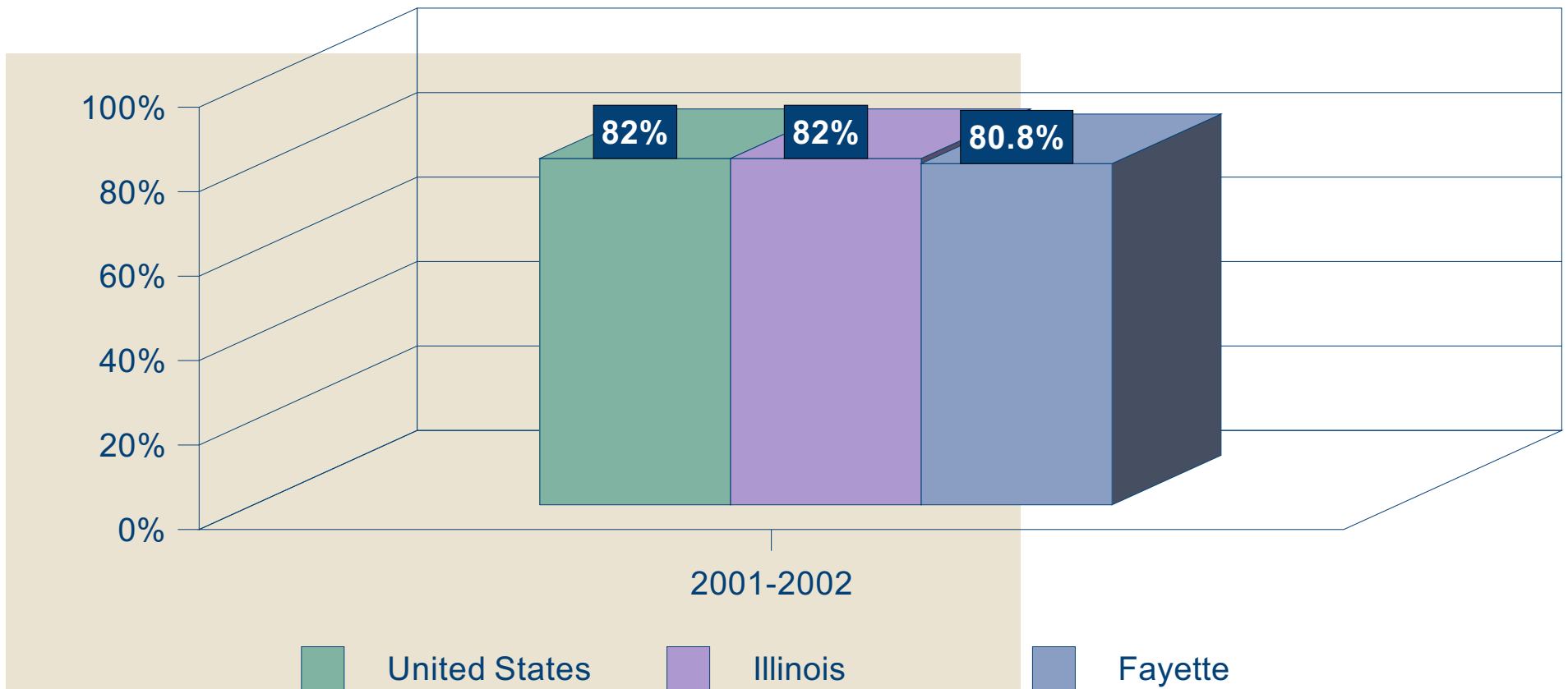
National, Illinois, and Fayette County



Sources: National results are taken from the 2001 Youth Behavior Survey. [online]. <http://apps.nccd.cdc.gov/YRBSS/ListV.asp?site1=XX&Cat=4>
Illinois results are excluding Chicago and taken from the 2001 CDC Youth Behavior Survey. [Online]. <http://apps.nccd.cdc.gov/YRBSS/ListV.asp?site1=ILA>
Fayette County, Illinois results are taken from three high schools (Brownstown, Vandalia & St. Elmo) in the fall 2002. CDC Youth Behavior survey was used.

Percentage of Students who did not use Birth Control Pills during Last Sexual Intercourse

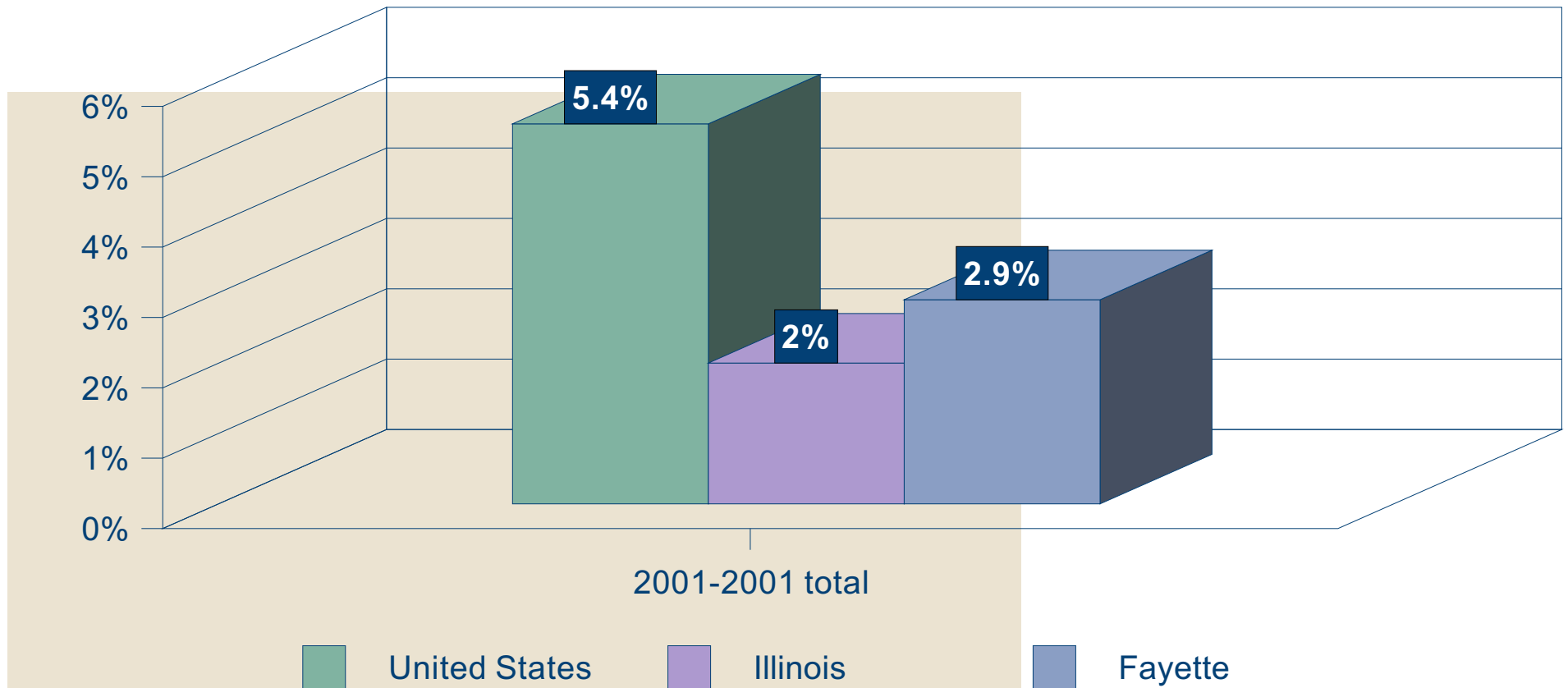
National, Illinois, Fayette County



Sources: National results are taken from the 2001 Youth Behavior Survey. [online]. <http://apps.nccd.cdc.gov/YRBSS/ListV.asp?site1=XX&Cat=4>
Illinois results are excluding Chicago and taken from the 2001 CDC Youth Behavior Survey. [Online]. <http://apps.nccd.cdc.gov/YRBSS/ListV.asp?site1=ILA>
Fayette County, Illinois results are taken from three high schools (Brownstown, Vandalia & St. Elmo) in the fall 2002. CDC Youth Behavior survey was used.

Percentage of students who had been pregnant one or more times

National, Illinois & Fayette County



Sources: National results are taken from the 2001 Youth Behavior Survey. [online]. <http://apps.nccd.cdc.gov/YRBSS/ListV.asp?site1=XX&Cat=4>
Illinois results are excluding Chicago and taken from the 2001 CDC Youth Behavior Survey. [Online]. <http://apps.nccd.cdc.gov/YRBSS/ListV.asp?site1=ILA>
Fayette County, Illinois results are taken from three high schools (Brownstown, Vandalia & St. Elmo) in the fall 2002. CDC Youth Behavior survey was used.